

Our skills // Our people // Our experience



Our aim is to create enduring architecture which enhances the built and natural environment.

For **over 65 years** we have been honing our expertise in architecture for healthcare, commercial, industrial, workplace, education, transport, retail, master-planning and residential sectors.

We are a healthcare **award winning RIBA chartered practice**, with teams in our **four UK studios** working **nationally**, exploring and understanding project needs before bringing crafted thinking and clever creativity to bear on schemes of all sizes, including **new builds** and **refurbishments** through all RIBA stages. Our work balances form and function; technically excellent and design conscious in equal measure.

It's not only our experience and skills our clients talk about, but our commitment to building successful relationships - we're proud of the trust and confidence our people inspire. Through everything that 65 years in practice has given us, those relationships and the solid, innovative architecture they've produced endure, feeding our love of what we do.

We are passionate about working collaboratively with clients to help them realise their vision of well designed buildings focused on providing tailored solutions to individual needs and delivering **best value** without compromising on quality.

Jefferson Sheard Architects are a supply partner on the NHS SBS framework - Lot 1 Architectural Services and Lot 7 Multidisciplinary Services.

Est.
1957

50+
Staff

84%
of work from repeat business

£5.6m
Turnover

4
UK Studios;
London,
Sheffield,
Manchester &
Peterborough



We place people at the core of our healthcare designs, creating buildings which enrich their lives on a daily basis, realising the needs of the cared for and the care provider.



How we add value

We have extensive experience of working with several NHS trusts and CCGs, delivering both new build and refurbishment schemes through all RIBA stages. We are well versed with the NHS Health Building Notes (HBN's) and Health Technical Memorandum's (HTM's), We have a full subscription to the 'Activity Database – ADB', a computerised package produced by the Department of Health and Social Care (DHSC) to assist healthcare planners, architects, and teams involved in the briefing, design and equipping of healthcare environments. The content is developed from the previously noted technical guidance documents, resulting in us always possessing the latest set of approved NHS standards for best practice.

We are adept at implementing Design Quality Indicator for Health (DQIfH). These evaluation tools, specifically developed for healthcare projects are designed to follow the NHS business case process through all delivery stages. This approach ensures the highest industry standards are achieved specific to healthcare schemes.

We are also a member of Architects for Health (AfH), a forum for sharing best practice, knowledge, innovation and thought leadership in architecture in the healthcare sector.

Our Healthcare experience includes:

- Architectural Services (RIBA Stages 0-7)
- Multidisciplinary Services
- Lead Designer
- Modular Design
- Net Zero Carbon
- Community Diagnostic Centres
- Residential Care
- Extra Care
- Acute & Inpatient Services
- Mental Health
- Primary Care
- CAMHS
- Outpatients
- Paediatrics & Child Development
- Ophthalmology & Orthoptics
- Support Services
- Accident & Emergency
- Diagnostic Imaging (LINAC, MRI, CT & X-Ray)
- Dentistry

We are focused on Sustainability & Carbon Net Zero

As an RIBA Chartered Practice, and as part of our commitment to the RIBA 2030 Climate Challenge, we have aligned our approach to sustainable design and delivery to the RIBA sustainable outcomes:

- Net zero operational carbon
- Net zero embodied carbon
- Sustainable water cycle
- Sustainable connectivity and transport
- Sustainable land use and bio-diversity
- Good health and well-being
- Sustainable communities and social value
- Sustainable life cycle cost

We work with our clients to establish the best approach for each individual project in order to maximise the specific sustainability credentials. This includes helping achieve the highest BREEAM score possible, Passive House expertise, whole life carbon and cost assessments and advising on sustainable technologies and the latest thinking in MMC / Offsite construction techniques and other sustainable building methods.

Our approach is driven forward by our Sustainability Champions, who are focused on identifying and implementing initiatives within our practice and our project delivery to achieve net-zero and continues improvement in our sustainability offering.

Our recent Hallsville Health Centre scheme (right) has been designed and is being delivered to be Carbon Net Zero.



Realising the benefits of Modular & Modern Methods of Construction (MMC)

We help our clients realise the benefits of Modular and Modern Methods of Construction (MMC), from cost and time savings to the environmental benefits which can be brought to a project. We can add value through our experience of working with specialist modular suppliers and the technical delivery of modular schemes of all sizes.

The Crescent, in Plymouth (right) was one of the tallest modular builds in the UK at the time of construction, reaching 14 storeys. We worked closely with the modular manufacturer to ensure the cost, programme and sustainability benefits of this approach were maximised for our client.





BIM is changing the way we design and offers an opportunity on each project to realise efficiencies as an integrated process in our workflow.

Embracing Level 2 workflows and specifically the Information Delivery Cycle, Jefferson Sheard Architects, through BIM, can deliver projects that are not only successful through the construction phase but the whole lifecycle of a project. We have learnt early client engagement, using Stage 7 to influence Stage 0, can affect positive end user operation and management. By developing BIM collaboratively with our clients we will deliver an incredibly data rich end user orientated BIM, meaning that this asset can be utilised throughout the whole lifecycle of a project and its facility management.

As with all things BIM, We have learnt that collaboration is the key to successful delivery.

Virtual Reality (VR) allows us to push the boundaries of visualisations, providing our clients and stakeholders with an immersive and interactive experience to understand a building / space long before it is built. We can communicate not only how a building will look, but also how it will feel – it's a great asset.

This is a key tool for client and stakeholder engagement and a technology which is instrumental in our design review process, allowing the design team to interrogate aspects of the building in a very different way to that of the experience of using traditional drawings and visualisations.

To view our VR models please visit;
www.jeffersonsheardvr.com or follow the QR code.



Our people | Healthcare



We have over 50 Architects, Technologists and support staff working out of our four studios in Sheffield, Manchester, Peterborough and London. This enables us to effectively serve our clients from coast to coast and all the places in-between.

50+ Staff

20 ARB / RIBA Chartered Architects

17 Qualified Architectural Technicians & Technologists

10 Architectural Assistants

1 BIM Manager

1 Heritage Specialist

1 Certified Passive House Designer

+ Support staff

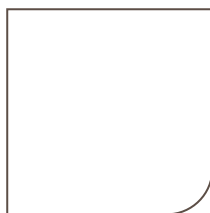


Chris Race
Healthcare Lead | Architect | Regional Director

chris.race@jeffersonsheard.com

Chris is our Healthcare sector lead, having been involved in delivering many of the practices Healthcare projects, gaining specialist experience in Primary Care, Residential Care, Outpatients and Mental Health design.

His experience includes the awarding winning £14m Acre Mills Outpatients development, Child Development Centre at Crawley Hospital, various Care Homes and the Acquired Brain Injury Hospital in York.




Mike Hall
Board Director | Architect

mike.hall@jeffersonsheard.com

With over 20 years' experience Mike has delivered Healthcare projects for a number of trusts and understands the elements needed to design patient focused facilities.

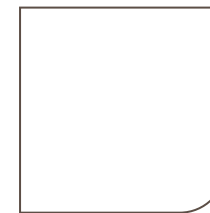
Mike has delivered Healthcare schemes through all RIBA stages, encompassing both refurbishments and new builds. His recent experience includes the York Acquired Brain Injury Hospital.



Phillip Pollington
Board Director | Architect

phillip.pollington@jeffersonsheard.com

Phillip is a seasoned Practice Director and Architect with an extensive track record spanning more than 25 years in project and framework management and delivery. His expertise covers a diverse range of projects, including Care Homes and Healthcare facilities, all of which have been successfully navigated through various RIBA stages – from conceptualisation to completion. His project portfolio encompasses refurbishments, fit-outs, and new builds.



David Legg
Regional Director

david.legg@jeffersonsheard.com

David is a Regional Director and experienced project lead. He has extensive Care Home and Healthcare experience. He has led the team on the Newpark Care Home and two new care homes for Care Build and operator Avery

His specialisms include providing schemes for those with specific dementia requirements and vulnerable adults. He has excellent and proven project leadership skills and a focus on delivering client KPIs.

Experience | Healthcare

KIRKSTALL
JOINT SERVICE CENTRE



BRAINKIND NEUROLOGICAL CENTRE, YORK

Client:
HBD and Brainkind
(Formerly The
Disabilities Trust)

Value:
£24m

Location:
York

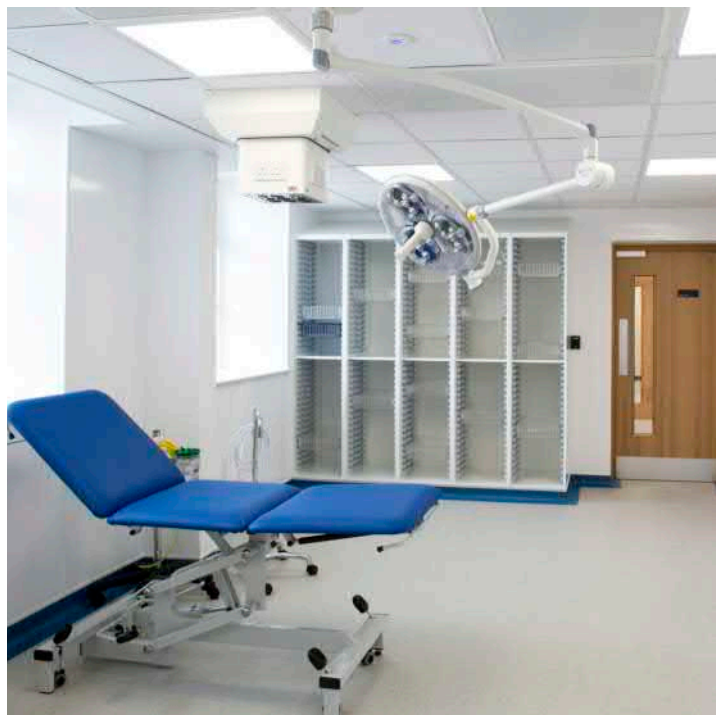
Jefferson Sheard Architects were commissioned by HBD and Brainkind (Formerly The Disabilities Trust) to develop the design for a new Neurological Centre / Acquired Brain Injury (ABI) Hospital for the treatment and rehabilitation of patients requiring specialist brain injury and mental health care.

The development enables the relocation of York House, providing a new state of the art facility on the former Terry's Chocolate Works site. The new facility meets the complex operational needs of The Trust and maintains its 20-year presence in York, retaining 40 patient beds and 145 healthcare jobs in the city.

The building has achieved BREEAM Excellent - with an additional 28 % reduction in carbon emissions over Part L.

It is also the first Hospital in the UK to integrate the Amazon Alexa's services for voice control of curtains, lights, heating and cooling, integration with care plan, calling relatives and controlling in room devices.





ACRE MILL OUTPATIENTS REFURBISHMENT

Client:
Pennine Property
Partnership

Value:
£14m

Location:
Huddersfield

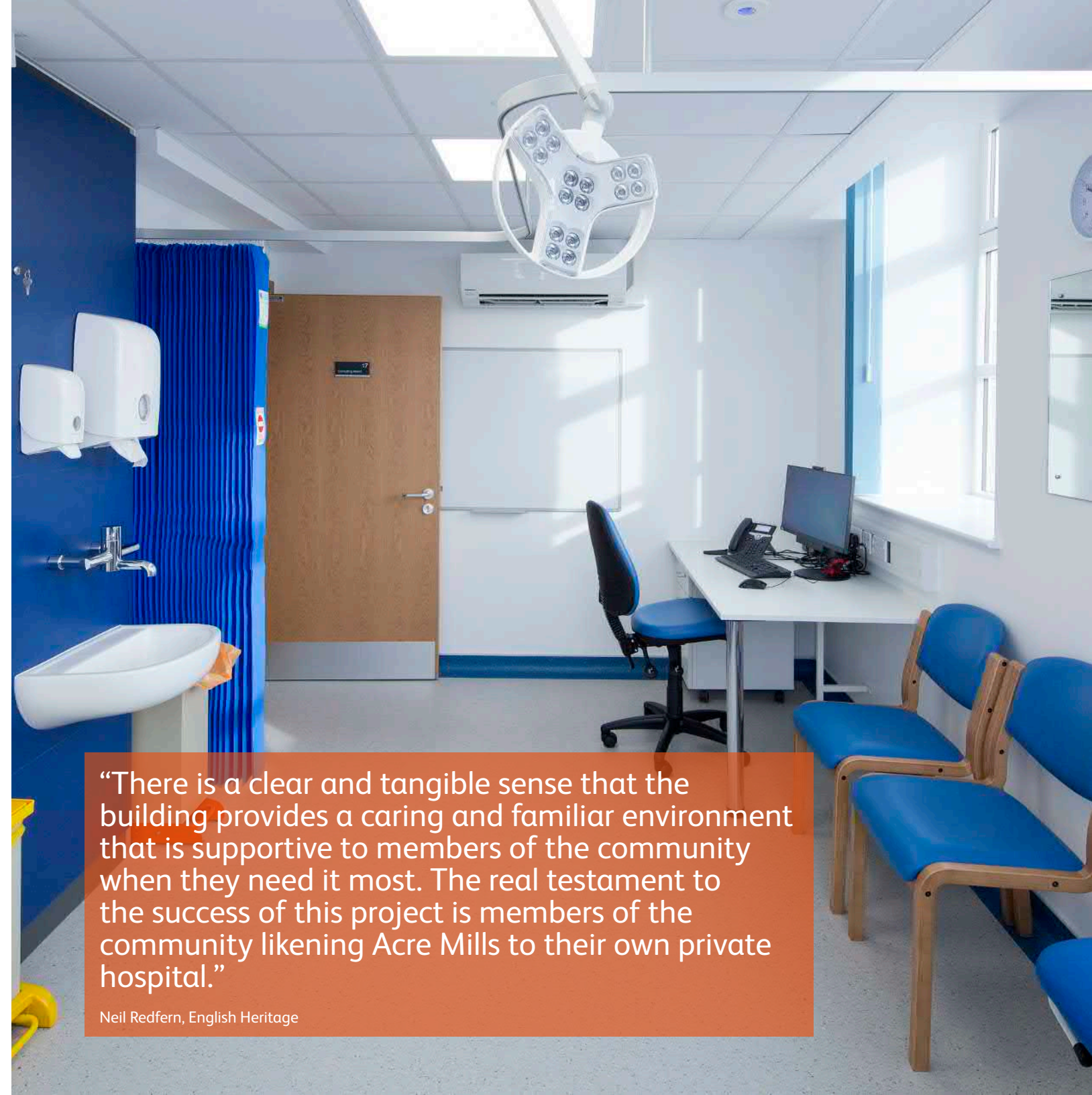




We relished the challenge to convert a Grade II listed former wire mill into a first class outpatient facility with:

- Paediatric Department
- X-Ray & Diagnostics
- Dermatology
- Minor Operations & Gynaecology
- Ophthalmology & Orthoptics
- Bookable Clinic Rooms (for Outpatient services)
- Agile Working Environment
- Finance & Administration Offices

The internal space available was significantly less than those within the existing Infirmary, as such we worked with the Trust to design new ways of working to ensure that the building could adapt to the services required. Clinic rooms were designed in such a way that multiple services could use them, reducing the number of cellular rooms and ensuring that space utilisation was as high as possible. Agile working space ensures that non-clinical activities can take place whilst clinical rooms are used for other services.



“There is a clear and tangible sense that the building provides a caring and familiar environment that is supportive to members of the community when they need it most. The real testament to the success of this project is members of the community likening Acre Mills to their own private hospital.”

Neil Redfern, English Heritage



HARROGATE DISTRICT HOSPITAL ENTRANCE REFURBISHMENT

Client:
Harrogate Integrated Facilities Ltd. / Harrogate and District NHS Trust

Value:
TBC

Location:
Harrogate



We were tasked by Harrogate Integrated Facilities Ltd. to review the design and layout of the existing main entrance and external approach to Harrogate District Hospital.

Our design solution transforms the external entrance, clad in bold brass coloured panels, creating a statement entrance. Internally, the proposed new layout provides clear circulation routes, increases natural light, and enhances staff and visitor experience by focussing on usability of the space.



WARD REFURBISHMENT CRAWLEY HOSPITAL

Client:
GB Partnerships
for NHS Property
Services

Value:
£3m

Location:
Crawley

Specialism:
Acute / Inpatient /
Dementia Care

Our design seeks to create a modern, high-quality and less 'institutional' environment for the inpatient wards within the constraints of the existing building. The ward layouts have been reconfigured to suit healthcare delivery of today with the spaces being 'dementia friendly' with improved signage and layout, alongside improved visibility, access and security. Clinical staff at the hospital have played an integral part in the design and development of the new ward layouts.

New automatic glazed doors with integral blinds lead into bedded bays providing Clinical teams with a full view of each space and privacy when needed. The nature of the doors provide touch-free access helping with infection control.





THEATRES REFURBISHMENT CRAWLEY HOSPITAL

Client:
GB Partnerships
for NHS Property
Services

Value:
£500,000

Location:
Crawley

Specialism:
Operating Theatre

As part of a multi-discipline team, we were appointed to deliver the refurbishment of the Red Wing Operating Theatres at Crawley Hospital.



CHILD
DEVELOPMENT
CENTRE, CRAWLEY
HOSPITAL

Client:
West Sussex
Community
Solutions for NHS
Property Services

Value:
£3.1m

Location:
Crawley

The aim of the scheme is to relocate the Crawley Child Development Centre (CDC) from its current overcrowded accommodation on the 1st and 2nd floors in Green Wing of Crawley Hospital to a new suitably designed area on the 3rd floor of Red Wing. The previous accommodation did not meet current design, operational or national health standards or requirements.

The CDC is a busy centre where children and young people can be seen by community paediatricians, physiotherapy, occupational therapy and speech and language therapy for multi-disciplinary assessment or single disciplinary assessment. The specialist Children’s Audiology team are based within Green Wing, however, are not within the main CDC.

The proposed scheme is to bring the many healthcare disciplines, staff and administration spaces into one area to create a unified Child Development Centre. The entire project is BIM level 2 compliant.





HARTLEY HEALTH CENTRE

Client:
Health & Care Space
Newham (HSCN)
and NHS North
East London Clinical
Commissioning
Group

Value:
£3.3m

Location:
East Ham, London

The provision of the proposed Health Centre presents an opportunity to create an engaging, ‘modern’ healthcare environment. The new health centre is based on the ground and first floor of a new development for retired living being constructed by Populo Living. The aim of the scheme is to relocate two existing GP Practices into a new, purpose-built health centre within the wider Hartley Avenue development. The current GP Surgery accommodation does not meet current design, operational or national health standards or requirements, this project aims to address these issues whilst bringing together spacial and operational efficiencies in sharing spaces between the two practices.





HALLSVILLE HEALTH CENTRE

Client:
Health & Care Space
Newham (HSCN)
and NHS North
East London Clinical
Commissioning
Group

Value:
£5.5m

Location:
Canning Town,
London

We are currently delivering this community focused scheme which brings together a mix of GP surgeries, facilities for minor operations, mental health therapy rooms, community spaces and associated staff accommodation - meeting the medical care needs of circa 30,000 people. The Health Centre forms part of a larger complex, including retail and residential.



NEWTON AYCLIFFE
CULTURAL, HEALTH
& WELLBEING HUB

Client:
Durham City Council

Value:
Confidential

Location:
Newton Aycliffe,
County Durham

Jefferson Sheard Architects have been tasked with developing the stage 2 design and assisting with the levelling-up funding application for a new Cultural, Health and Wellbeing HUB in Newton Aycliffe. The proposed design includes an extension and refurbishment of the existing leisure centre to create a flexible, mixed-use space. Accommodation includes healthcare spaces for GPs and mental health delivery partners, a central library, wellbeing gym and cafe, all leading from a central reception space.





ESTATES COMPLIANCE & UPGRADES AT CRAWLEY & HORSHAM HOSPITALS

Client:
West Sussex
Community
Solutions for NHS
Property Services

Value:
£3m

Location:
Crawley / Horsham

Jefferson Sheard Architects in partnership with M&E consultant, were appointed to review the existing building services and building fabric for Yellow Wing at Crawley Hospital, with the aim of bringing these elements in line with current building standards in addition to the relevant Health Building Notes (HBNs) and Health Technical Memoranda (HTMs)

This is a complex project that affects all areas within Yellow Wing, in order to keep services running smoothly with as little disruption to patients we undertook a thorough review of how the surveys and subsequent works could be phased, minimising the amount of 'decant' and ward relocations.



LEEDS & YORK PARTNERSHIP NHS FOUNDATION TRUST (LYPFT) FRAMEWORK

Client:
Leeds & York
Partnership NHS
Foundation Trust
(LYPFT)

Value:
£20k - £1.5m

Location:
Leeds / York

We were appointed to deliver an extensive scheme of works for LYPFT at multiple locations over the last 5 years. These contracts range in value from below £20K to over £1.5m, providing full architectural services, Principal Designer and Contract Admin (JCT SBC/MW/IW) through RIBA Stages 1 to 7. The projects include the refurbishment of Holly House to a new learning disability outpatients centre and the refurbishment of Willow House at St Mary's Hospital to create new agile working space.

HORSHAM CAPITAL WORKS PROGRAMME

Client:
GB Partnerships
for NHS Property
Services

Value:
£1m

Location:
Horsham

Specialism:
Dementia Care

We led a multi-disciplinary design team to deliver the capital investment programme works at Horsham Hospital, including re-roofing, window replacement, heating replacement and Landlord maintenance works.



MENTAL HEALTH ESTATE FRAMEWORK - CRISIS AND INPATIENT

Client:
Leeds & York
Partnership NHS
Foundation Trust
(LYPFT)

Value:
£4m

Location:
Leeds

As part of the capital investment programme LYPFT engaged Jefferson Sheard to provide architectural and interior design services for the refurbishment of the inpatient mental health estate and to develop a new standard for all inpatient bedrooms and sanitary-spaces. Our scope included space utilisation and rationalisation, architectural and interior design works. Areas include:

- Psychiatric Intensive Care Unit Forensic Ward
- Low, Medium & High-Risk Wards
- Child & Adolescent Mental Health (CAMHS) Wards
- Specialist Wards (such as Eating Disorders and Autism)



OUTPATIENT AND COMMUNITY SUPPORT SERVICES

Client:
Leeds & York
Partnership NHS
Foundation Trust
(LYPFT)

Value:
£600k

Location:
Leeds

We were appointed to provide architectural and interior design services for the refurbishment of an existing office building for the relocation of the outpatient and community services. The shell of the existing building was repaired with a full new interior and electrical and mechanical services. Areas included bookable clinic, therapy rooms and agile working spaces.



NoE OFFICE REFURBISHMENTS

Client:
North of England
Commercial
Procurement
Collective (NoE CPC)
& NHS Collaborative
Procurement
Partnership

Value:
£1m

Location:
Sheffield

Specialism:
Office Fit-out



We provided architectural, interior design and project management services for the fitting-out of two offices in Sheffield for the NHS' procurement services. The two floors were completely remodelled to provide agile working areas, 'creative thinking' spaces, meeting and breakout areas.



MIXED-USE PRIMARY CARE SCHEME. BRAINTREE

Client:
NHS England /
Braintree Council

Value:
£ tbc

Location:
Braintree, Essex

Specialism:
Day Surgery

Jefferson Sheard Architects were commissioned to design a mixed-use community Primary Care scheme as part of a wider town redevelopment. Our services included site analysis and optioneering to maximise the usage of the 2.7-acre site. Key considerations included close proximity to a conservation area and historic buildings.

The scheme design included restaurants, shops and attractive landscaping / public realm enhancement at ground level with a Primary Care facility at first floor.



JOINT SERVICE CENTRE

Client:
Leeds Local
Improvement
Finance Trust

Value:
£11m

Location:
Kirkstall, Leeds

The aim of the design was to create a Joint Service Centre housing a range of council, health and community services all in one building. Providing local residents, the opportunity to be able to obtain healthcare services, information and advice all in one convenient location and comfortable surroundings. These included three GP practices surgeries, a children and family centre with child and adolescent mental health and flexible accommodation to provide for future growth. Further uses included Children's integrated Clinic, Child Development team, speech and language clinics, occupational therapy and physiotherapy.

The design encompassed a large sedom roof and outdoor terrace whilst in a modern style befitting the local urban building vernacular.





OSSETT
HEALTHCARE
CENTRE

Client:
Oakapple Primary
Care

Value:
£3.6m

Location:
Ossett, Wakefield,
Yorkshire

The scheme enabled the relocation and enlargement of two existing practices within Ossett, and the provision of new community services and a range of secondary care services and Pharmacy.

The new centre allows for the three separate facilities to be combined in one development whilst still retaining their individual identities. The surgeries are linked together by a common internal street, lit by large glazed light wells and featuring statement birch tree planting.

DEMENTIA
CARE VILLAGE

Client:
Building Better
Healthcare

Value:
£12m

Location:
Birmingham

Our vision throughout the design of the scheme was to challenge the perception of institutionalised mainstream dementia care services, by creating a village that embraces the individual and by providing an environment that enriches, empowers and supports at each stage of a Dementia sufferer’s life. Our design included step-down care and therapy spaces easing the pressure on inpatient hospital beds and services.





DEMENTIA
CARE HOME
OAK MANOR

Client:
MHA

Value:
£6m

Location:
Sheffield,
Bedfordshire

Specialism:
Dementia Care

The new-build Oak Manor care home sits on the outskirts of Sheffield. Jefferson Sheard Architects provided interior design services.

Specially designed, every detail of the home's layout is created to enhance the independence and dignity of residents. Oak Manor is a 64 bedroom care home that provides residential and residential dementia specialist care with features such as an on-site hairdressers, cinema room and coffee shop.



iCaSH CLINIC

Client:
NHS Cambridgeshire
Community Services

Value:
£1m

Location:
Bedford

Specialism:
Sexual Health

We designed the Integrated Contraception and Sexual Health clinic as a retrofit to a 1970s bank to maximise the use of the building - creating six clinic spaces two counselling rooms, pharmacy and laboratory.



EXTRA CARE DEVELOPMENT, PRESTON

Client:
Community Gateway

Value:
Undisclosed

Location:
Preston

Jefferson Sheard Architects have been appointed to deliver the interior design for all communal spaces within the new-build development. Apartment finishes follow the Community Gateway Design Guide.

The scope includes the main entrance, atrium, bistro, activity rooms, lounges and circulation spaces.

SHERINGHAM
CARE HOME

Client:
Care Build / Avery

Value:
£7m

Location:
Sheringham, Norfolk

Specialism:
Care Home

Jefferson Sheard Architects have been appointed Lead Designer, providing full architectural services including design development, planning and technical delivery, on the new-build Care Home for client Care Build and operator Avery. The scheme is currently on-site, scheduled for completion early 2024.

The Care Home encompasses circa 72 beds with en-suite facilities, specialist dementia care, staff accommodation, large cafe, hairdressers, cinema and pub.

The design takes into account the proposed adjacent housing development and local building vernacular.





HUNSTANTON CARE HOME & APARTMENTS

Client:
Care Build / Avery

Value:
£7m

Location:
Hunstanton, Norfolk

Specialism:
Care Home /
Residential

We have progressed the design for this development consisting of a 70 bed Care Home and an 8-apartment residential block. We have successfully secured Planning Permission for both aspects of the scheme under separate planning applications.



NATIONAL ANIMAL HEALTHCARE FRAMEWORK

Client:
CVS Group PLC.

Value:
£100k - £17m

Location:
National

Specialism:
Animal Healthcare

Jefferson Sheard Architects provide services to the UK's largest veterinary and equine healthcare provider, undertaking schemes nationally of varied scale and requirements.

Projects range in value from £100K to £17million and accommodate world class specialist equipment such as:

- MRI Scanners
- CT Scanners
- Linear Accelerators

Our animal healthcare portfolio ranges from small scale veterinary practices to specialist referral hospitals where the design considerations, clinical flows and requirements mirror those of a 'human' hospital.



**HARPER & KEELE
VETERINARY
SCHOOL &
HOSPITAL**

Client:
Harper & Keele
University

Value:
£14m

Location:
Keele, Newcastle
Under-Lyme

Jefferson Sheard Architects worked with clients Harper and Keele University and developer Noviniti Limited - to design a new School of Veterinary teaching facility on the Keele campus.

The design consists of a veterinary hospital, a clinical skills centre and Veterinary School hub facilities, all combined in one building, formed around a central courtyard space. The exterior copper cladding and generous glazed entrance atrium create a modern flexible space which offers an impressive gateway to the new facility.



SCHOOL OF DENTISTRY

Client:
**The University of
Sheffield**

Value:
£5.5m

Location:
Sheffield, Yorkshire

We were commissioned by The University of Sheffield to design and deliver the extension to the School of Clinical Dentistry to increase its research and teaching facilities. The project received funding from the Science Research Investment Fund and Sheffield Teaching Hospitals NHS Foundation Trust, in a collaboration between the University and neighbouring Charles Clifford Dental Hospital. The four-storey extension links with the existing school and hospital buildings and provides both partners with much needed specialist additional accommodation. The design incorporates solar controlled glazing and solar shading to minimise the energy consumption of the building.

Sheffield

Fulcrum

2 Sidney Street

Sheffield

S1 4RH

t: 0114 276 1651

Peterborough

Unit 9, The Forum

Minerva Business Park

Lynchwood

Peterborough

PE2 6FT

t: 01733 375 600

Manchester

52 Princess Street

Manchester

M1 6JX

t: 0161 302 1590

London

3-5 Bleeding Heart Yard

Greville Street

London

EC1N 8SJ

t: 0203 874 6707

